

## Radiation Field - Key Concepts

In this section only, some key issues will be highlighted. For a detailed discussion see Rybicki & Lightman (1979) or Judith Grwin's "Decoding the Cosmos".

### Definitions:

#### Radiative Flux:

$$F = \frac{dG}{dA dt} \quad (\text{erg cm}^{-2} \text{s}^{-1})$$

The flux at a distance from an isotropic emitter

$$F = \frac{dG/dt}{dA}$$

$$= \frac{L_x}{4\pi r^2}$$

$$F \propto \frac{1}{r^2}$$

### Intensity or integrated Brightness:

The brightness of a source of radiation is

$$I = \frac{dG}{dA dt d\Omega} \quad (\text{erg cm}^{-2} \text{s}^{-1} \text{sr}^{-1})$$

Hence one can see that there is in general a connection between  $F$  and  $I$ .

From

$$I = \frac{dG}{dA \, d\Omega \, d\ell}$$

$$\Rightarrow I \, d\Omega = \frac{dG}{dA \, d\ell} = F$$

So one can say that the flux is the brightness beamed into a certain solid angle.

$$F = I \, d\Omega$$

$$d\Omega = \frac{dA}{r^2}$$

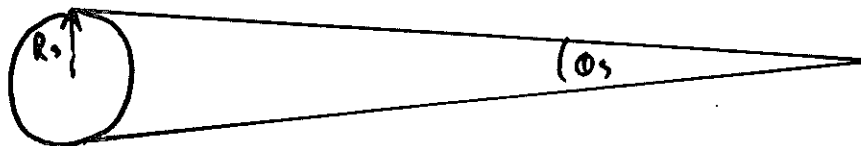
Two examples:

Determine the flux measured from:

- a spatially resolved source of radius  $R_s$  at distance  $r$
- a point source at distance  $r$  if the telescope has radius  $R_{det}$ .

Remark: In both cases the brightness  $I_x$  is uniform.

a.) Spatially Resolved Source



$$F = I_x \, d\Omega$$

$$= I_x \frac{dA}{r^2}$$

$$= I_x \times \frac{\pi R_s^2}{r^2}$$

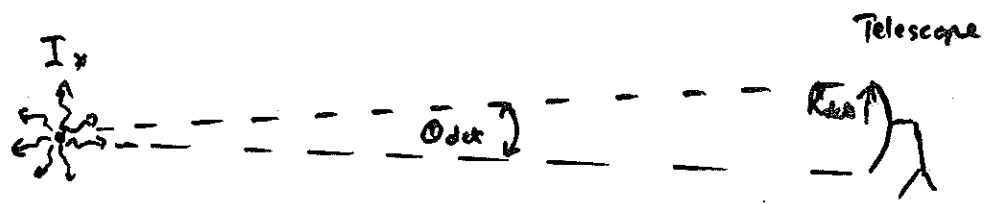
$$= I_x \cdot \frac{\pi \left(\frac{d_s}{2}\right)^2}{r^2}$$

$$= \frac{\pi}{4} I_x \left(\frac{d_s}{r}\right)^2$$

$$= \frac{\pi}{4} I_x \, \Omega_s^2$$

$$\Omega_s = \left(\frac{d}{r}\right)^2$$

b.) Point source



$$\begin{aligned}
 F &= I_x \, \Delta \Omega \\
 &= I_x \times \frac{\pi R_{det}^2}{r^2} \\
 &= I_x \times \frac{\pi \left(\frac{D_{det}}{2}\right)^2}{r^2} \\
 &= \frac{\pi}{4} I_x \times \left(\frac{D_{det}}{r}\right)^2 \\
 &= \frac{\pi}{4} I_x \times \theta_{det}^2
 \end{aligned}$$

One can see that to obtain measurable fluxes from point sources we want to build our telescopes as large as possible.

Since the radiation field from astrophysical sources contain spectral information that is associated with the physical process producing the radiation, we measure the flux in specific spectral bands

$$\begin{aligned}
 F_\nu &= \frac{dF}{d\nu} \quad (\text{erg cm}^{-2} \text{ s}^{-1} \text{ Hz}^{-1}) \\
 &= \frac{I \, \Delta \Omega}{d\nu} \\
 &= I_\nu \, \Delta \Omega
 \end{aligned}$$

$$I_\nu = \frac{I}{d\nu}$$

In the expression on the previous slide

$$I_\nu = \frac{dE}{dA dt d\Omega d\nu} \quad [\text{specific intensity or Brightness}]$$

$$I_\nu \Rightarrow \text{erg cm}^{-2} \text{s}^{-1} \text{sr}^{-1} \text{Hz}^{-1}$$

$$\Rightarrow F = \int I_\nu d\nu \quad (\text{erg cm}^{-2} \text{s}^{-1})$$

$$\Rightarrow I = \int I_\nu d\Omega \quad (\text{erg cm}^{-2} \text{s}^{-1} \text{sr}^{-1})$$

### Energy Density and Specific Intensity

A very handy concept in astrophysics is to quantify the energy density associated with the radiation field. It can be shown that the energy density

$$u_\nu(\nu) = \frac{I_\nu}{c} \quad (\text{erg cm}^{-3} \text{sr}^{-1} \text{Hz}^{-1})$$

One can say that the brightness or specific intensity

$$I_\nu = \underbrace{u_\nu(\nu)}_c \quad (\text{erg cm}^{-2} \text{s}^{-1} \text{sr}^{-1} \text{Hz}^{-1})$$

↳ Intensity is energy density propagating with  $v=c$ .

As before

$$u(\Omega) = \int u_r(\Omega) dV \quad (\text{erg cm}^{-3} \text{sr}^{-1})$$

The total energy density of the radiation field is then

$$u_{\text{tot}} = \int u(\Omega) d\Omega \quad (\text{erg cm}^{-3})$$

The energy density can also be expressed in terms of a mean spatial intensity  $J_r$

$$\Rightarrow u_r(\Omega) = \frac{J_r}{c}$$

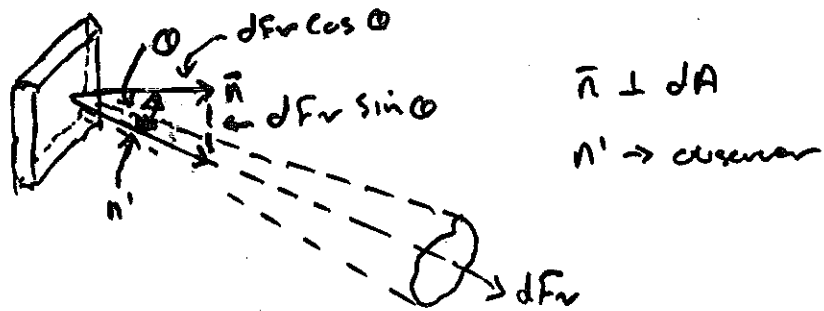
$$\begin{aligned}
 u_r &= \frac{1}{c} \int I_r d\Omega \\
 &= \frac{4\pi}{c} \times \frac{1}{4\pi} \int I_r d\Omega \\
 &= \frac{4\pi}{c} J_r
 \end{aligned}$$

$$J_r = \frac{1}{4\pi} \int I_r d\Omega$$

Roughly:  $J_r \approx I_r \frac{\Delta\Omega}{4\pi}$

## Directionality of Radiation

Flux is always quantified as the radiation that cuts a surface perpendicularly. If a radiating slab is viewed from an angle  $\theta$  the flux cutting the slab perpendicularly is:



$$dF_n(n) = dF_n \underbrace{\cos \theta}_{(\vec{n} \cdot \vec{n}')} \quad [\text{Flux parallel to } n]$$

$$= \frac{dF}{dV} \cos \theta$$

$$= \frac{dG}{dA \, d\Omega \, dV} \cos \theta$$

$$= F_{L,r} \cos \theta$$

$$F_{L,r} = I_r \, d\Omega$$

$$= I_r \, d\Omega \cos \theta$$

$$= I_r \cos \theta \, d\Omega$$

$$F_n(n) = \int I_r \cos \theta \, d\Omega$$

## Radiation Pressure

Pressure as Momentum Flux :

$$P_{\perp} = \frac{F}{A}$$

$$\begin{aligned} dP_{\perp} &= \frac{(dP/dt)_{\perp}}{dA} \\ &= \frac{dP}{dA dt} \cos \theta \end{aligned}$$

momentum transfer of photon

A photon is a zero rest mass particle

$$E = \sqrt{m_0^2 c^4 + p^2 c^2}$$

$$= \sqrt{p^2 c^2}$$

$$= pc$$

$$p = \frac{E}{c} \quad \Rightarrow \quad dp = \frac{dE}{c}$$

$$dP_{\perp} = \frac{dp}{dA dt} \cos \theta = \frac{1}{c} \frac{dE}{dA dt} \cos \theta$$

$$dP_{\perp} = \frac{1}{c} dF \cos \theta$$

$$= \frac{1}{c} [I_{\nu} \cos \theta d\Omega d\nu] \cos \theta$$

$$= \frac{1}{c} I_{\nu} \cos^2 \theta d\Omega d\nu$$

where

$$dF = dF(\Omega)$$

$$= I_{\nu} \cos \theta d\Omega d\nu$$

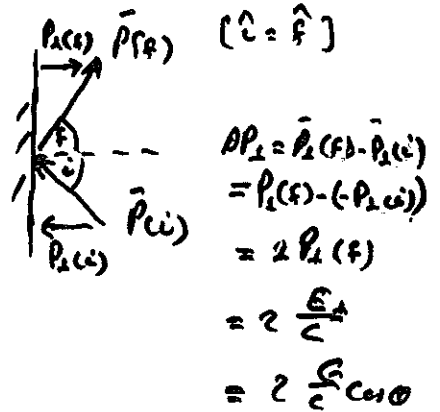
Therefore

$$dP_{\perp} = \frac{1}{c} I_{\nu} \cos^2 \theta \, d\Omega \, d\nu$$

$$dP_{r\perp} = \frac{dP_{\perp}}{d\nu} = \frac{1}{c} I_{\nu} \cos^2 \theta \, d\Omega$$

However one must add a correction factor here since for elastic collisions the momentum transfer in a single elastic collision

$$\begin{aligned} \Delta P_{\perp} &= 2 P_{\perp} \\ &= 2 \frac{E_{\perp}}{c} \\ &= 2 \frac{E}{c} \cos \theta \end{aligned}$$



Therefore

$$dP_{r\perp} = \frac{2}{c} I_{\nu} \cos^2 \theta \, d\Omega$$

$$dP_{\perp} = \frac{2}{c} I_{\nu} \cos^2 \theta \, d\nu \, d\Omega$$

Therefore the total radiation pressure

$$\Rightarrow P_{\nu} = \int dP_{r\perp} = \frac{2}{c} \int I_{\nu} \cos^2 \theta \, d\Omega$$

$$\begin{aligned} \Rightarrow P &= \int P_{\nu} \, d\nu \\ &= \frac{2}{c} \iint I_{\nu} \cos^2 \theta \, d\Omega \, d\nu \\ &= \frac{2}{c} \int I_{\nu} \, d\nu \int \cos^2 \theta \, d\Omega \end{aligned}$$



This becomes

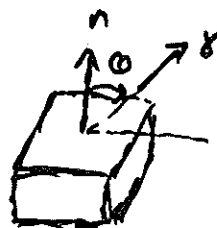
$$\begin{aligned}
 P &= \frac{2}{c} \int I_r dr \int \cos^2 \theta d\Omega \\
 &= 2 \times \left( \frac{1}{c} \int I_r dr \right) \int \cos^2 \theta d\Omega \\
 &= 2 \times \int \frac{I_r}{c} dr \int \cos^2 \theta d\Omega \\
 &= \frac{2}{4\pi} \times \int 4\pi \frac{I_r}{c} dr \int \cos^2 \theta d\Omega \\
 &= \frac{2}{4\pi} \times \int 4\pi \times U_r(r) dr \int \cos^2 \theta d\Omega
 \end{aligned}$$

But :

$$U_r(r) = \frac{U_r}{4\pi}$$

$$\begin{aligned}
 P &= \frac{1}{2\pi} \times \int U_r dr \int \cos^2 \theta d\Omega \\
 &= \frac{1}{2\pi} \times \int \cos^2 \theta d\Omega \quad \downarrow U_{tot} \\
 &= \frac{1}{2\pi} \times 2\pi/3 \quad U_{tot} \\
 &= \frac{U_{tot}}{3}
 \end{aligned}$$

Using:  $d\Omega = \sin \theta d\theta d\phi$



Photons can escape for  $(0 \leq \theta \leq \pi/2)$

$$\begin{aligned}
 \Rightarrow \int \cos^2 \theta d\Omega &= \int_0^{2\pi} \int_0^{\pi/2} \cos^2 \theta \sin \theta d\theta d\phi \\
 &= 2\pi \times \left[ -\frac{\cos^3 \theta}{3} \right]_0^{\pi/2} \\
 &= -\frac{2\pi}{3} [0 - 1] = \frac{2\pi}{3}
 \end{aligned}$$

# Radiation Transfer

When one observe a background source through a foreground plasma which also produce and absorb radiation, the net observed radiation is:

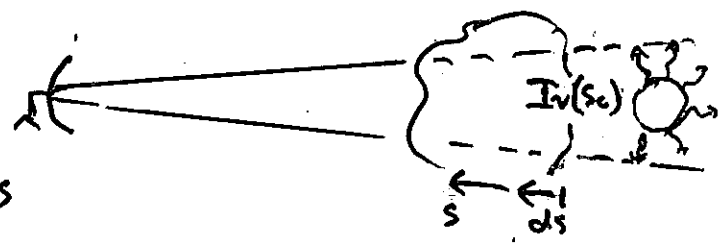
Emission:  $dI_{\nu}^{+} = j_{\nu} ds$  ↑ Emission coefficient of foreground plasma

Absorption:  $dI_{\nu}^{-} = -\kappa_{\nu} I_{\nu} ds$  ↑ Absorption coefficient of foreground plasma

$$\frac{dI_{\nu}}{ds} = \frac{dI_{\nu}^{+}}{ds} + \frac{dI_{\nu}^{-}}{ds}$$

$$= j_{\nu} - \kappa_{\nu} I_{\nu}$$

Emission only:  $\kappa_{\nu} = 0$



$$dI_{\nu} = j_{\nu} ds$$

$$\int_{s_0}^s dI_{\nu} = \int_{s_0}^s j_{\nu} ds$$

$$I_{\nu}(s) - I_{\nu}(s_0) = \int_{s_0}^s j_{\nu} ds$$

$$I_{\nu}(s) = I_{\nu}(s_0) + \int_{s_0}^s j_{\nu} ds$$

↑ Brightness of background source before the radiation enters foreground plasma

Absorption only :  $j\nu = 0$

$$\frac{dI_\nu}{ds} = -\alpha_\nu I_\nu$$

$$\frac{dI_\nu}{I_\nu} = -\alpha_\nu ds$$

$$\int_{s_0}^s \frac{dI_\nu}{I_\nu} = - \int_{s_0}^s \alpha_\nu ds$$

$$\ln I_\nu \Big|_{s_0}^s = - \int_{s_0}^s \alpha_\nu ds$$

$$I_\nu(s) = I_\nu(s_0) e^{-\int_{s_0}^s \alpha_\nu ds}$$

For an absorbing medium the intensity decreases exponentially. The measure of absorption is determined by the absorption coefficient  $\alpha_\nu$

This can conveniently be expressed in terms of the optical depth

$$\Rightarrow \tau_\nu(s) = \int_{s_0}^s \alpha_\nu ds$$

$$\Rightarrow d\tau_\nu(s) = \alpha_\nu ds$$

$\tau_\nu > 1$  : Source is optically thick (opaque)

$\tau_\nu < 1$  : Source is optically thin (transparent)

The radiation transfer eqn is then

$$\frac{dI_\nu}{ds} = j_\nu - \kappa_\nu I_\nu$$

$$\frac{dI_\nu}{\kappa_\nu ds} = \frac{j_\nu}{\kappa_\nu} - I_\nu$$

$$\frac{dI_\nu}{d\tau_\nu} = \frac{j_\nu}{\kappa_\nu} - I_\nu$$

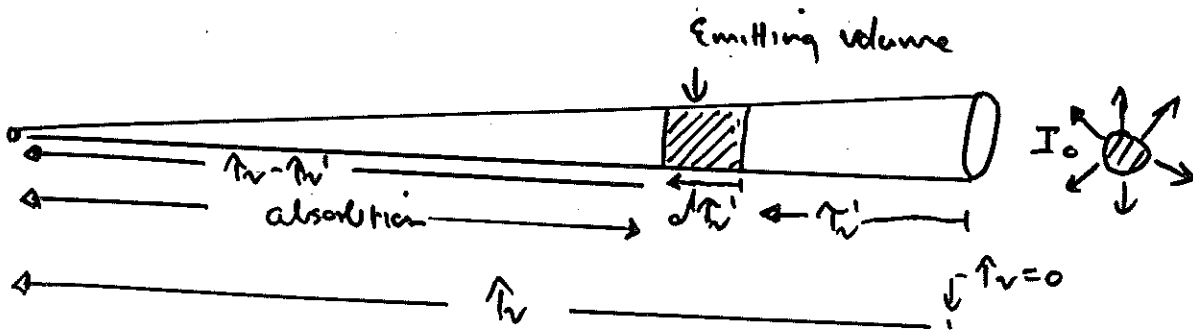
$$= S_\nu - I_\nu$$

$$S_\nu = \frac{j_\nu}{\kappa_\nu}$$

$$= j_\nu l_\nu$$

↑ mean free path

An exact solution for this differential equation based on the scenario presented below:



Final Solution:

$$I_\nu(\tau_\nu) = I_\nu(\tau_\nu=0) e^{-\tau_\nu} + \int_0^{\tau_\nu} S_\nu(\tau_\nu') e^{-(\tau_\nu - \tau_\nu')} d\tau_\nu'$$

For constant source function:

$$I_\nu(\tau_\nu) = I_\nu(\tau_\nu=0) e^{-\tau_\nu} + S_\nu \int_0^{\tau_\nu} e^{-\tau_\nu} d\tau_\nu'$$
$$= I_\nu(\tau_\nu=0) e^{-\tau_\nu} + S_\nu [1 - e^{-\tau_\nu}]$$

## Emission Plus Absorption

Consider the radiation transfer eqn

$$I_\nu(\tau_\nu) = I_\nu(\tau_\nu=0) e^{-\tau_\nu} + S_\nu (1 - e^{-\tau_\nu})$$

- Switching off background source  $I_\nu(\tau_\nu=0) \rightarrow 0$

$$\begin{aligned} I_\nu(\tau_\nu) &= S_\nu (1 - e^{-\tau_\nu}) \\ &= \frac{j_\nu}{\alpha_\nu} (1 - e^{-\tau_\nu}) \\ &= \frac{j_\nu R_s}{\alpha_\nu R_s} (1 - e^{-\tau_\nu}) \\ &= j_\nu R_s \left( \frac{1 - e^{-\tau_\nu}}{\tau_\nu} \right) \quad \tau_\nu = \alpha_\nu R_s \end{aligned}$$

For optically thin source  $\tau_\nu \ll 1$

$$\begin{aligned} 1 - e^{-\tau_\nu} &\approx 1 - (1 - \tau_\nu + \text{HOT}) \\ &= \tau_\nu \end{aligned}$$

$$\begin{aligned} I_\nu(\tau_\nu) &= j_\nu R_s \left( \frac{1 - e^{-\tau_\nu}}{\tau_\nu} \right) \\ &= \underbrace{j_\nu R_s}_{\text{measured flux}} \quad \tau_\nu \ll 1 \end{aligned}$$

↳ The measured flux consists of the contribution from the whole foreground plasma

(14)

For optically thick source  $\tau_r \gg 1$

$$I_\nu(\tau_r) = j_\nu R_s \left( \frac{1 - e^{-\tau_r}}{\tau_r} \right)$$

$$\approx j_\nu \frac{R_s}{\tau_r} \quad (\tau_r > 1)$$

$$\approx j_\nu \Delta R \quad \Delta R \approx \frac{R_s}{\tau_r}$$

The only radiation that escapes the source comes from the outer shell of thickness

$$\Delta R \approx \frac{R_s}{\tau_r} \quad \tau_r > 1$$

which is optically thin to the radiation produced inside it.

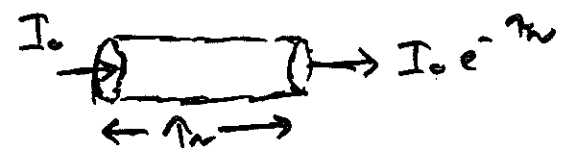
To summarize

•  $\tau_r \ll 1$        $I_\nu(\tau_r) = j_\nu R_s$

•  $\tau_r \gg 1$        $I_\nu(\tau_r) = j_\nu \frac{R_s}{\tau_r}$

### The mean free path

The mean free path can be deduced from the absorption law of photons



The probability of a photon surviving the region with optical depth  $\tau$

$$P_\tau = \frac{I_F}{I_0} = \frac{I_0 e^{-\tau}}{I_0} = e^{-\tau}$$

$$\tau \rightarrow 0 \quad P \rightarrow 1$$

$$\tau > 0 \quad P < 1 \quad (P \rightarrow 0 \text{ exponentially})$$

The average optical depth

$$\begin{aligned} \langle \tau \rangle &= \frac{\int \tau P_\tau d\tau}{\int P_\tau d\tau} \\ &= \frac{\int \tau e^{-\tau} d\tau}{\int e^{-\tau} d\tau} \end{aligned}$$

But

$$\int_0^\infty e^{-\tau} d\tau = [-e^{-\tau}]_0^\infty = [-\frac{1}{\tau} + 1] = 1$$

The mean optical depth that will result in a certain interaction with matter

$$\langle \tau \rangle = \int_0^{\infty} \tau e^{-\tau} d\tau = 1$$

Exercise: Show that  $\langle \tau \rangle = \int_0^{\infty} \tau e^{-\tau} d\tau = 1$

This results in

$$\langle \tau \rangle = \alpha_v l_v = 1$$

$$\Rightarrow l_v = \frac{1}{\alpha_v} \quad \text{mean free path}$$

$$= \frac{1}{n_T \sigma_v}$$

$\uparrow$  Target density       $\uparrow$  cross section

$$\begin{aligned} \Rightarrow l_v &= \frac{R_s}{n_T \sigma_v R_s} \\ &= \frac{R_s}{\tau_v} \end{aligned}$$

1.)  $\tau_v > 1$        $l_v < R_s$  (Radiation trapped)

2.)  $\tau_v < 1$        $l_v > R_s$  (Radiation can escape)



### Random Walk

Consider a photon emitted in a homogeneous scattering region. Each random scatter is associated with a displacement vector  $\vec{r}_i$ . The net displacement

$$\vec{R} = \vec{r}_1 + \vec{r}_2 + \dots + \vec{r}_N$$

A rough estimate of the total displacement

$$l_x^2 = \langle R^2 \rangle$$

$$= \langle (\vec{r}_1 + \vec{r}_2 + \dots + \vec{r}_N) \cdot (\vec{r}_1 + \vec{r}_2 + \dots + \vec{r}_N) \rangle$$

$$= \langle \vec{r}_1 \cdot \vec{r}_1 \rangle + \langle \vec{r}_2 \cdot \vec{r}_2 \rangle + \dots + \langle \vec{r}_N \cdot \vec{r}_N \rangle +$$

$$2 \langle \vec{r}_1 \cdot \vec{r}_2 \rangle + 2 \langle \vec{r}_1 \cdot \vec{r}_3 \rangle + \dots + 2 \langle \vec{r}_1 \cdot \vec{r}_N \rangle + \dots + 2 \langle \vec{r}_N \cdot \vec{r}_{N-1} \rangle$$

$$\approx \langle r_1^2 \rangle + \langle r_2^2 \rangle + \dots + \langle r_N^2 \rangle \quad \text{since } \underline{\underline{\text{cross terms}}}$$

All  $\sum_{i \neq j} \langle \vec{r}_i \cdot \vec{r}_j \rangle = 0 \quad \text{for } N \rightarrow \infty$

$$\Rightarrow l_x^2 = l_1^2 + l_2^2 + l_3^2 + \dots + l_N^2$$

$$\approx N l^2 \quad (\text{steps of equal size})$$

$$l_x \approx \sqrt{N} l$$

For dense medium ( $\tau \gg 1$ )

$$\begin{aligned}
 N &= \frac{L^2}{\ell^2} \\
 &= \frac{L^2}{\ell^2} \\
 &= \left(\frac{L}{\ell}\right)^2 \\
 &\approx \tau^2 \quad [\text{for } \tau \gg 1]
 \end{aligned}$$

Let's motivate

$$\begin{aligned}
 \ell &= \frac{1}{n + \sigma} \\
 N &= \left(\frac{L}{\ell}\right)^2 \\
 &= \left[\frac{L}{(1/n + \sigma)}\right]^2 \\
 &= (n + \sigma L)^2 \\
 &= \tau^2 \quad (\tau = n + \sigma L)
 \end{aligned}$$

For dilute medium  $\tau < 1$ :

We showed earlier that the probability of a photon surviving optical depth  $\tau$  is

$$\begin{aligned}
 P(\tau) &= e^{-\tau} \\
 &= (1 - \tau + \text{H.c.T.})
 \end{aligned}$$

The probability for an interaction is

$$\begin{aligned}
P(\text{int}) &= 1 - P(\uparrow) \\
&= 1 - (1 - \uparrow + 4\sigma) \quad (\uparrow \ll 1) \\
&\approx \uparrow \\
&= n_T G L \\
&= \left(\frac{L}{l}\right) \quad l = \frac{1}{n_T G}
\end{aligned}$$

For  $\uparrow \ll 1$  :

$$\begin{aligned}
L &\sim N l \\
\Rightarrow N &= \left(\frac{L}{l}\right) \approx \uparrow
\end{aligned}$$

Hence

$$\uparrow \gg 1 : N \approx \uparrow^2$$

$$\uparrow \ll 1 : N \approx \uparrow$$

$$\begin{aligned}
N &= \uparrow^2 + \uparrow \\
&\quad \uparrow \quad \quad \uparrow \\
&\quad (\uparrow \gg 1) \quad (\uparrow \ll 1)
\end{aligned}$$

## Radiation Force

We showed earlier

$$dP_{\perp} = \frac{1}{c} \frac{dE}{dA dt} \cos \theta$$

$$F_{\perp} = dP_{\perp} dA = \frac{1}{c} \frac{dE}{dt} \cos \theta \quad [\perp \text{ component of force}]$$

$$f_{\perp} = \frac{F_{\perp}}{dV} = \frac{1}{c} \frac{dE}{dV dt} \cos \theta$$

$$f_{\perp} = \frac{1}{c} \frac{dE}{dA l dt} \cos \theta \quad [l = \text{mean free path}]$$

$$= \frac{1}{c} \times \frac{1}{l} \times \left( \frac{dE}{dA dt} \right) \cos \theta$$

$$= \frac{1}{c} \times \frac{1}{l} \times \underbrace{F(\bar{n})}_{\substack{\uparrow \\ \text{flux}}} \cos \theta$$

$$\Rightarrow f_{\perp} = f(\bar{n}) \cos \theta$$

$$f(\bar{n}) = \frac{1}{c} \times \frac{1}{l} \times F(\bar{n})$$

$$= \frac{1}{c} \alpha F(\bar{n}) \quad \text{absorption coefficient}$$

If there is spectral information:

$$f_{\nu}(\bar{n}) = \frac{1}{c} \times d\nu F_{\nu}(\bar{n}) \quad \left[ \alpha_{\nu} = \frac{1}{l_{\nu}} \right]$$

$$f(\bar{n}) = \frac{1}{c} \int d\nu F_{\nu}(\bar{n}) \quad (\text{force density})$$

Force per unit mass:

$$f_m = \frac{f(\bar{n})}{\rho} = \frac{1}{c} \int \kappa_{\nu} F_{\nu}(\bar{n}) d\nu$$

# Planck Spectrum

For a  $\tau \gg 1$  BB emitter

$$I_\nu = B_\nu(T) = \frac{2h\nu^3/c^2}{e^{h\nu/kT} - 1}$$

Exercise: Show that

$$B_\lambda(T) = \frac{2hc^2/\lambda^5}{e^{hc/\lambda kT} - 1}$$

The brightness of a BB emitter increases with temperature  $T$  (see p. 22 R & L, Fig 1.11).

- The higher the temperature the brighter the source
- One can also see from Fig 1.11 (p. 22) that for higher temperatures the maximum shifts to higher frequencies. The frequency where the emission peaks (for given  $T$ )

$$h\nu_{max} = 2.82 kT$$

$$\Rightarrow \nu_{max} = 5.88 \times 10^{10} \text{ (Hz K}^{-1}\text{)} \times T \text{ (K)}$$

For example: For surface of Sun  $T \sim 5800 \text{ K}$

$$\nu_{max} \approx 3 \times 10^{14} \text{ Hz } \left( \frac{T}{5800 \text{ K}} \right)$$

## Asymptotic limits:

72

$$1.) \quad h\nu \ll kT \quad B_\nu(T) \approx \frac{2\nu^2}{c^2} kT \quad (\text{R-J})$$

$$2.) \quad h\nu \gg kT \quad B_\nu(T) = \frac{2h\nu^3}{c^2} e^{-\frac{h\nu}{kT}} \quad (\text{Wien})$$

For a BB emitter:

$$1.) \quad F = \pi B \\ = G T^4$$

$$G = \frac{\pi^5}{15} \frac{ac}{4} = 5.67 \times 10^{-8} \text{ erg cm}^{-2} \text{ s}^{-1} \text{ K}^{-4}$$

$$2.) \quad u = a T^4$$

$$a = \frac{4\sigma}{c} = 7.56 \times 10^{-15} \text{ erg cm}^{-3} \text{ K}^{-4}$$

## Brightness Temperature

The intensity of any source at a specific frequency can be compared to a BB with the same brightness at that frequency. The temperature producing the same brightness as our source is called the brightness temp  $T_b$ .

$$I_\nu = B_\nu(T_b) \\ = \frac{2\nu^2}{c^2} k T_b$$

## Radiation Transfer and Temperature

(13)

We showed earlier that

$$I_{\nu}(\tau_{\nu}) = I_{\nu}(\tau_{\nu} \rightarrow \infty) e^{-\tau_{\nu}} + S_{\nu} (1 - e^{-\tau_{\nu}})$$

↑ source function of foreground plasma

If the background source is compared to a BB and foreground plasma's brightness is gauged with the BB flux

$$I_{\nu}(T_b) = \frac{2k^3}{c^2} k T_b \quad (h\nu \ll kT)$$
$$I_{\nu}(T) = \frac{2k^3}{c^2} k T = S_{\nu}(T)$$

$$\Rightarrow T_b(\tau_{\nu}) = T_b(\tau_{\nu} \rightarrow \infty) e^{-\tau_{\nu}} + T (1 - e^{-\tau_{\nu}})$$

One can see that for  $\tau_{\nu} \rightarrow \infty$

$$T_b(\tau_{\nu}) \rightarrow T$$

If we switch off background source and consider the case where  $(0 < \tau_{\nu} < 1)$ :

$$T_b(\tau_{\nu}) = T (1 - e^{-\tau_{\nu}})$$
$$T = \frac{T_b(\tau_{\nu})}{1 - e^{-\tau_{\nu}}}$$
$$= \frac{T_b(\tau_{\nu})}{[1 - (1 - \tau_{\nu} + \frac{1}{2}\tau_{\nu}^2)]}$$
$$= \frac{T_b(\tau_{\nu})}{\tau_{\nu}} \quad [0 < \tau_{\nu} < 1]$$

• Optically thin cloud should be hotter to produce same flux as BB source at  $T_b$ .